



HydroBar Original is a hydrophilic waterstop made from bentonite clay and butyl rubber that, with its excellent swelling capabilities, acts as a watertight seal for construction / day joints. Fixing is recommended using Fixing Wire. Alternatively, HydroBar Original can be fixed using Fixing Glue.

### Description

- HydroBar Original is a hydrophilic swelling bar based on high quality butyl rubber and sodium bentonite. HydroBar Original retains its shape after 3 complete wet / dry cycles.
- Bentonite is fibrous which means HydroBar Original can fill minor voids in the concrete. However, at a certain point, partial washing out will be initiated.
- HydroBar Original has a good resistance to a wide range of chemicals. For confirmation about compatibility under specific conditions please contact your Manorteq representative.

### Use

- Developed for the sealing of construction/day joints in concrete. Alternatively, HydroBar Original can be applied as a system component for bentonite mats. It seals against hydrostatic head of pressure of up to 6 bar.
- HydroBar Original can be applied both vertically and horizontally, but under no circumstances should it be used in expansion or movement joints.





### Application

- Place HydroBar Original on a smooth, laitance and dust free surface - concrete or metal.
- Do not install HydroBar Original during heavy rainfall, as it may result in swelling before the concrete has been poured.
- Avoid all contact with water before concrete casting.
- HydroBar Original should be positioned so that it is a minimum of 80mm from any exposed surface of the concrete.
- HydroBar Original can be fixed by:
  1. Fixing Wire with nails and washers - Fixings at 250 mm centres maximum.
  2. Fixing Glue
  3. SynMastic
  4. Nails with washers - Fixings at 200 mm centres maximum.
- At joints of the HydroBar Original, ends must overlap by a minimum of 100 mm, laid side by side, ensuring there is a continuous connection between them. They should not be placed one on top of the other.
- HydroBar Original can be adhered to PVC pipe penetrations using Fixing Glue or tie wire.
- Any HydroBar Original that is damaged, already swollen, or where the shape has changed, should not be installed.
- For salt/saline environments please see HydroBar Evo. In polluted environments, or in situations where there is contact with manure and slurry, please contact your Manorteq representative.

### Technical Data

Material	Bentonite clay and butyl rubber.
Colour	Blue
Chemical resistance	Good overall chemical resistance, but care should be taken with aromatic oils and fuels, vegetable oils and strong aromatic solvents. Contact your Manorteq representative for detailed specific information.
Bending radius at corners	50 mm
Swelling pressure when encapsulated	0.51 N / mm <sup>2</sup>
Density	1.43 g / cm <sup>3</sup>
Temperature Range	0 °C - + 50 °C
Swelling capacity in rainwater	< 350 %
Swelling capacity in concrete water	< 150 %





### Dimensions

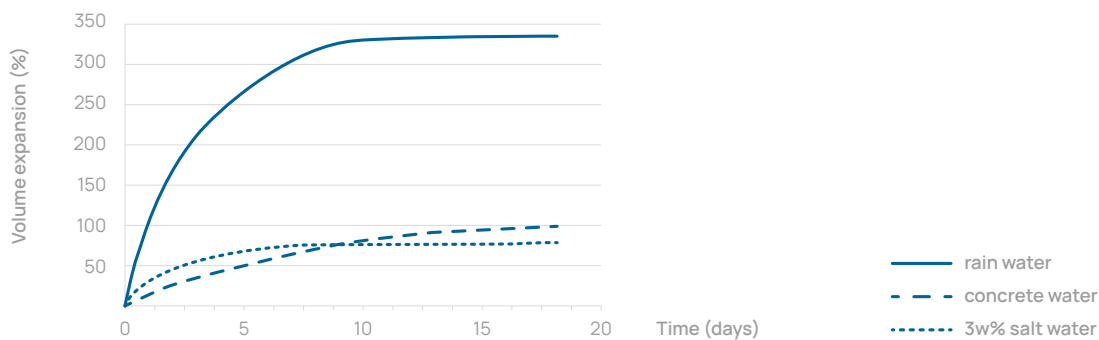
Product size	20 mm × 25 mm
Roll	5 metres
In a box	6 × 5 metres rolls
Boxes per pallet	48

### Storage



HydroBar Original must be covered from rain and moisture and clear of the ground.

- Protect the materials from all sources of moisture and frost.
- Shelf life is 2 years from date of manufacture.
- Storage temperature must be between 5 °C and 30 °C.

### HydroBar Original Expansion Capacity



### Installation





# MANORTEQ

Completing the Waterproofing

## HydroBar Original

TECHNICAL DATA SHEET

### Certificates / Approvals

Please contact your local Manorteq representative for more information.

### Warranty

Manorteq Limited (Company No. 13817118) warrants to the purchaser that the products supplied by it shall be free from material defect. Should any of the products be proven defective, the liability to Manorteq Limited shall be limited to (at the choice of Manorteq Limited) either replacement of the proven defective products ex-factory, or refund of the NETT ex-factory purchase price at the date the proven defective products were supplied. Manorteq Limited will not be liable or responsible, to such an extent as permitted by law, for any consequential or direct damages, compensation, costs, expenses, losses or other liabilities that may occur as a result of the defective products. Manorteq Limited makes no warranty as to the merchantability or fitness for a particular purpose and the terms of this warranty are in lieu of all other warranties expressed or implied by law.

Please note: This Technical Data Sheet is for general guidance only. It does not constitute as a detailed guide for a specific application. Due to the unique circumstances of every site, each installation must be assessed on a project-by-project basis as there may be many variables to consider. Independent professional advice should be sought on each installation. The information contained within this Technical Data Sheet is to the best of Manorteq Limited's knowledge and belief, accurate and reliable of the date indicated. However, no representation, warranty or guarantee is made to its accuracy, reliability or completeness.

